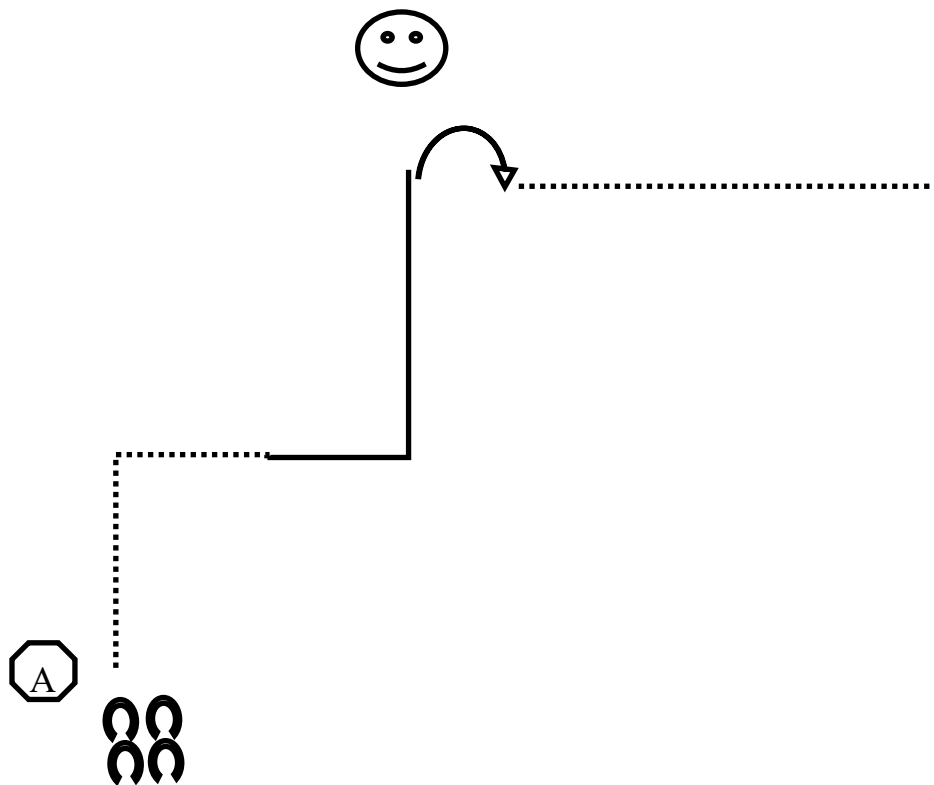




Early Bird Show  
Pattern Book  
April 13-14, 2024

# SHOWMANSHIP

Yth WT 5-10

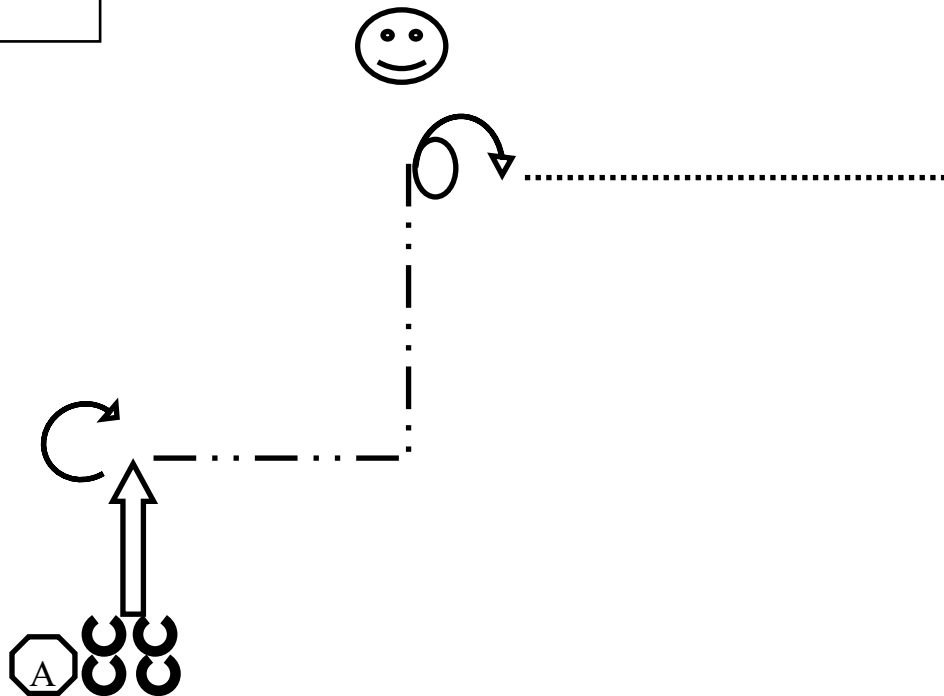


Be ready at A.

1. Walk 1 Square Corner
2. Trot Square corner to judge
3. Set Up
4. Inspection
5. 90 and Walk

# SHOWMANSHIP

AM WT  
AM WT SPB

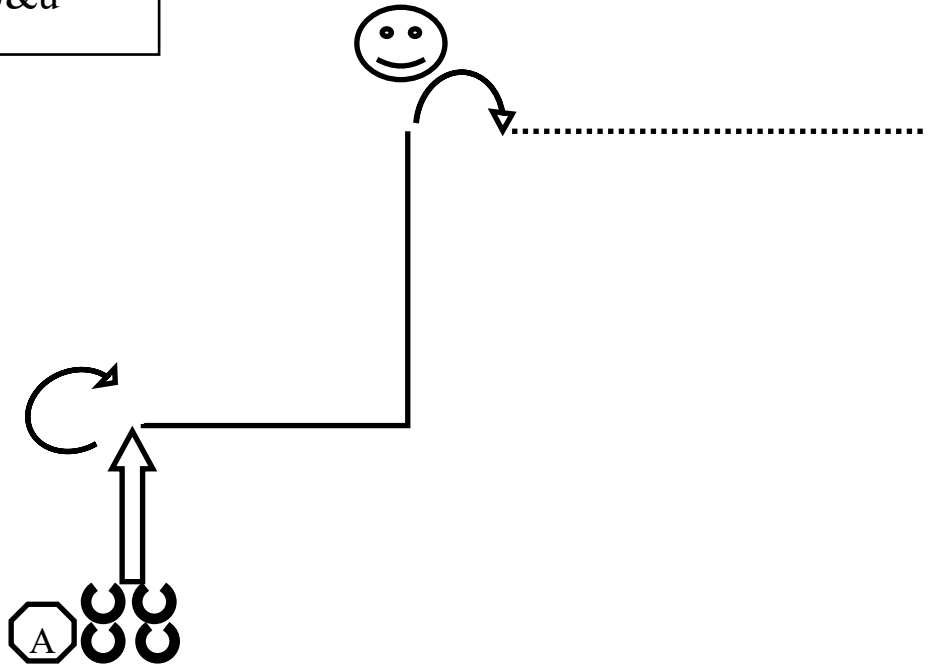


Start inside A with head at the Cone.

1. Back 4-6 Steps
2. 270 turn
3. Extended Walk Square corner to judge
4. Set Up
5. Inspection
6. 450 and Walk

# SHOWMANSHIP

Novice Yth  
Novice AM  
Yth 13&u

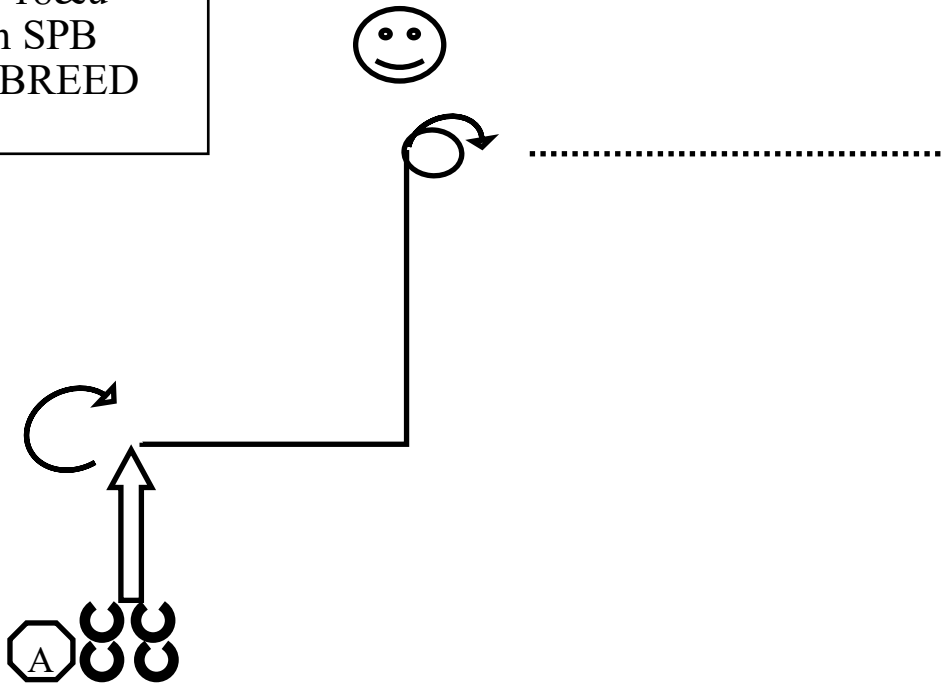


Start inside A with head at the Cone.

1. Back 4-6 Steps
2. 270 turn
3. Trot corner to judge
4. Set Up
5. Inspection
6. 90 and walk

# SHOWMANSHIP

AM  
AM SPB  
Yth 18&u  
Yth SPB  
ALL BREED

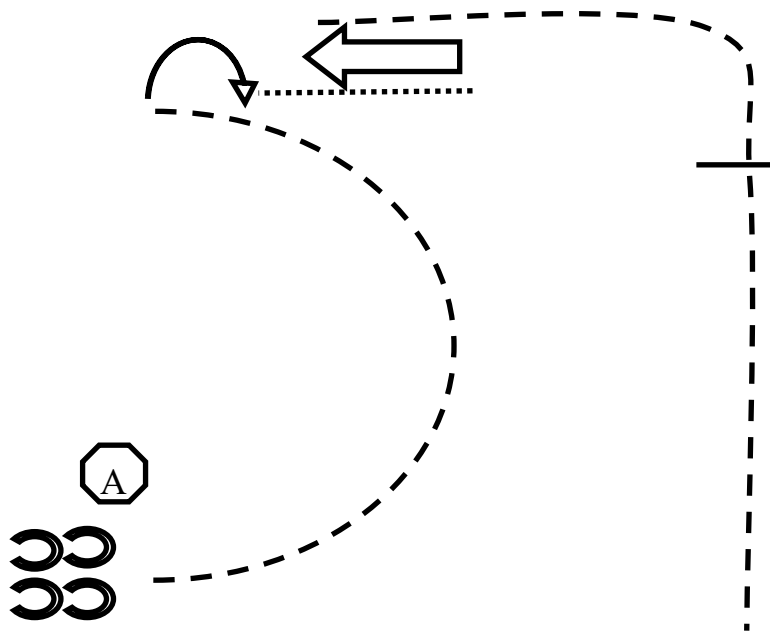


Start inside A with head at the Cone.

1. Back 4-6 Steps
2. 270
3. Trot Square corner to judge
4. Set Up
5. Inspection
6. 450 and Walk

# Hunt Seat Equitation

All Walk Trot



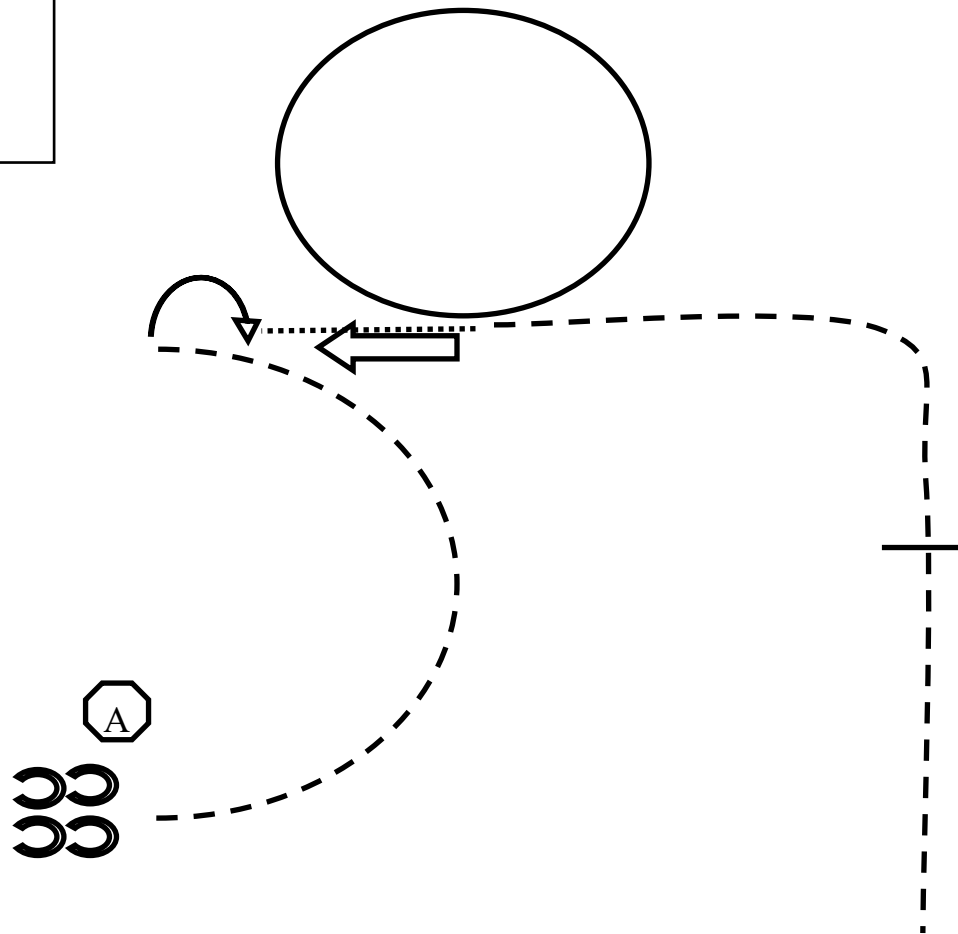
Be Ready at A.

1. Posting Trot (RD) loop
2. Stop. 180 Forehand turn (RIGHT)
3. Walk approximately 2 horse lengths
4. Stop, Back 5 steps
5. Sitting Trot around corner
6. Posting Trot (LD)

Pattern complete with you pass A.

# Hunt Seat Equitation

Novice Yth  
Novice AM  
Yth 13&u

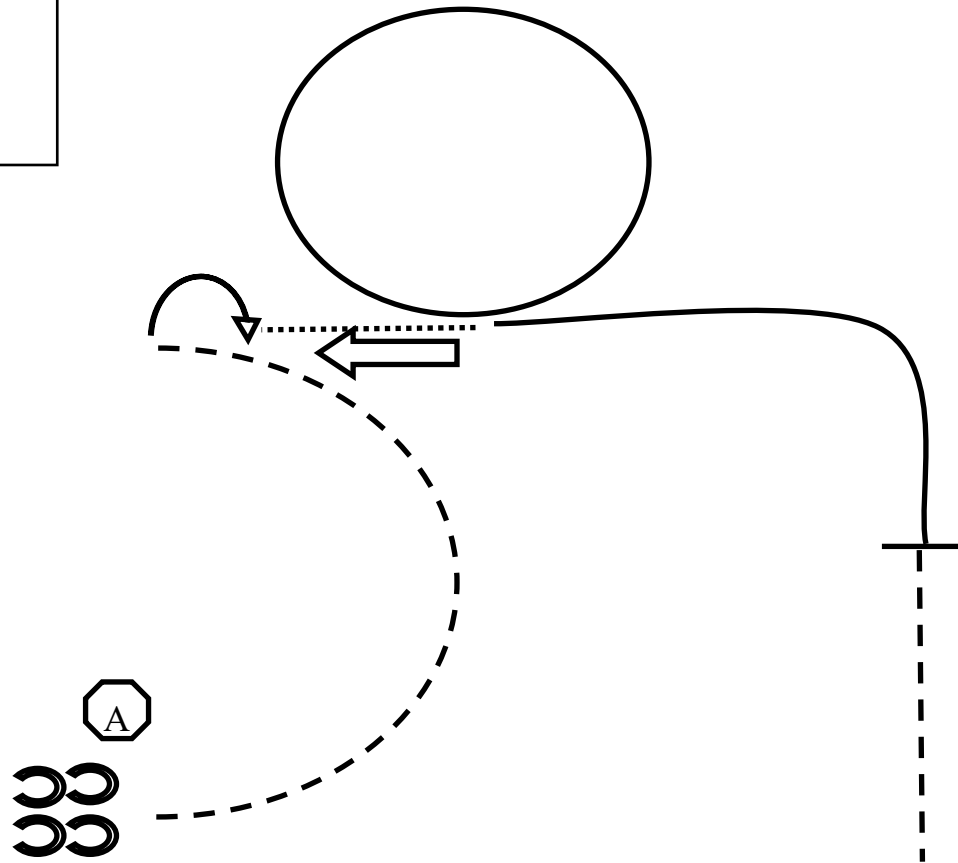


Be Ready at A.

1. Posting Trot (RD) loop
2. Stop. 180 Forehand turn (RIGHT)
3. Walk approximately 2 horse lengths
4. Stop, Back 5 steps
5. Canter (LL) circle
6. Sitting trot 1 corner
7. Posting Trot (LD)

Pattern complete with you pass A.

AM  
AM SPB  
Yth 18&u  
Yth SPB  
ALL BREED

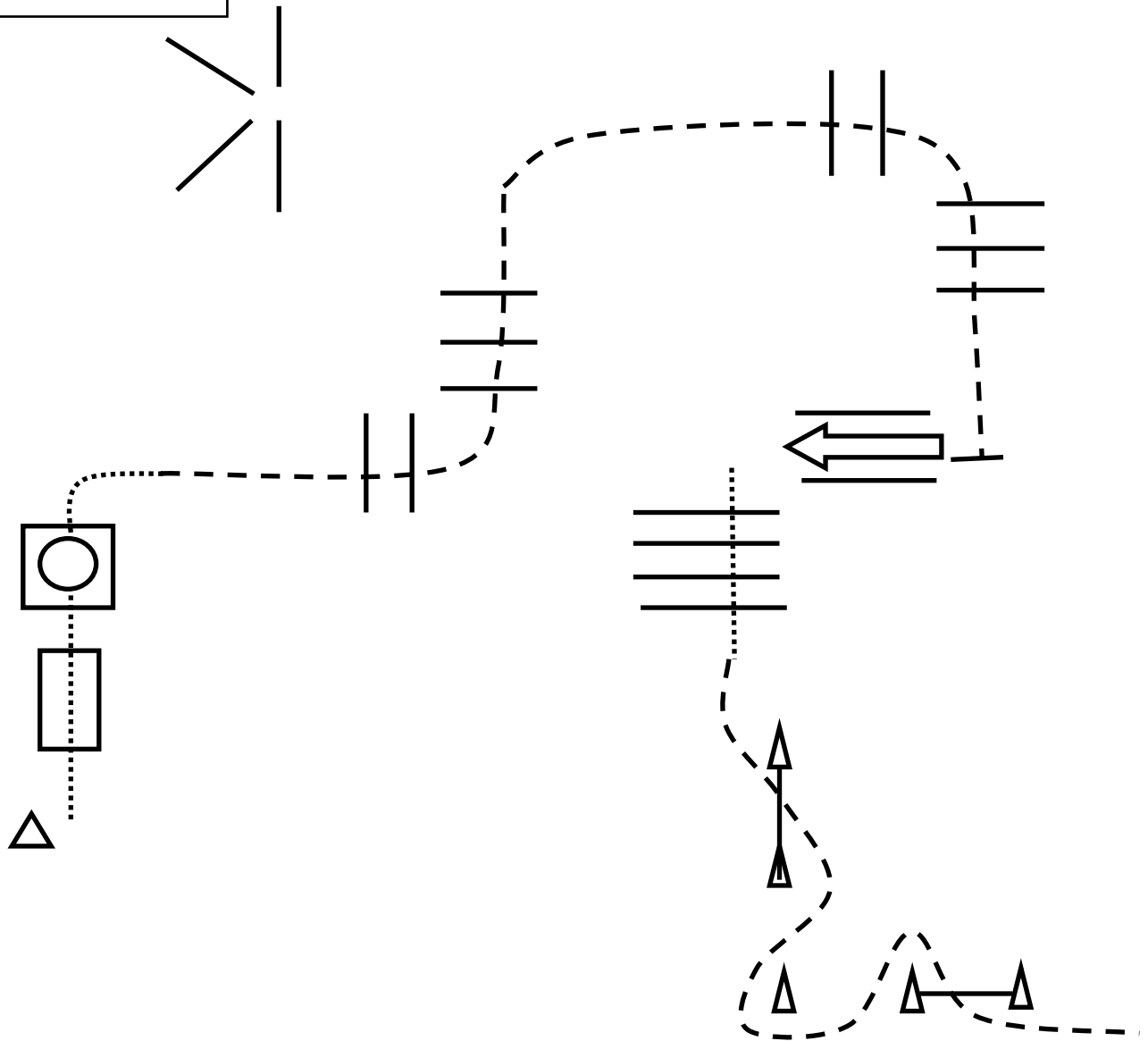


1. Posting Trot (RD) loop
2. Stop. 180 Forehand turn (RIGHT)
3. Walk approximately 2 horse lengths
4. Stop, Back 5 steps
5. Canter (LL) circle
6. Change Leads
7. Canter (RL) 1 corner
8. Sitting Trot

Pattern complete with you pass A.

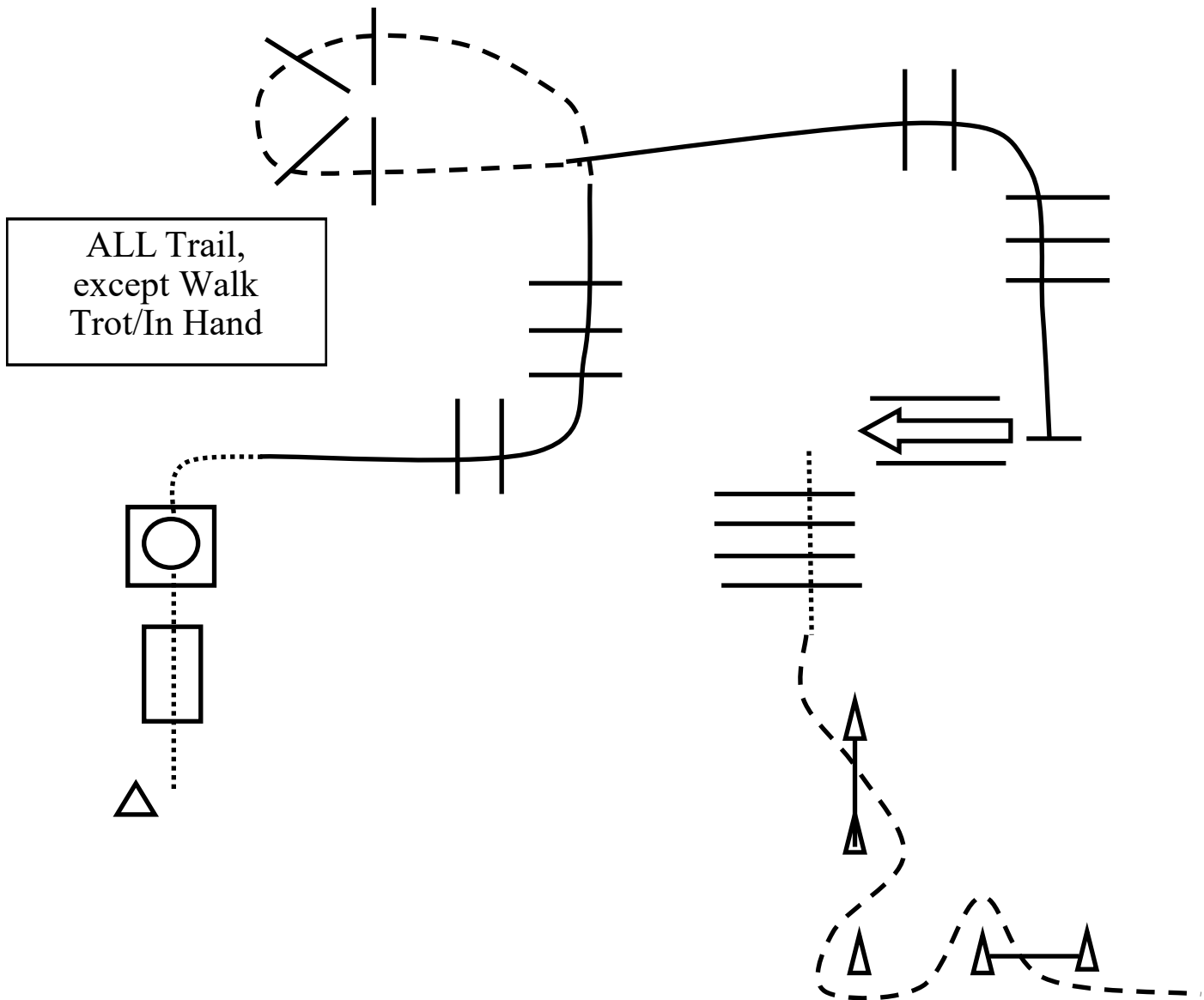
# Trail

All Walk Trot  
All In Hand



1. Walk Over Bridge & into box
2. 360 either way, walk out
3. Trot over 5 poles
4. Trot over 5 poles
5. Stop. Side pass (RIGHT) between 2 poles
6. Walk Over 4 poles
7. Trot Serpentine

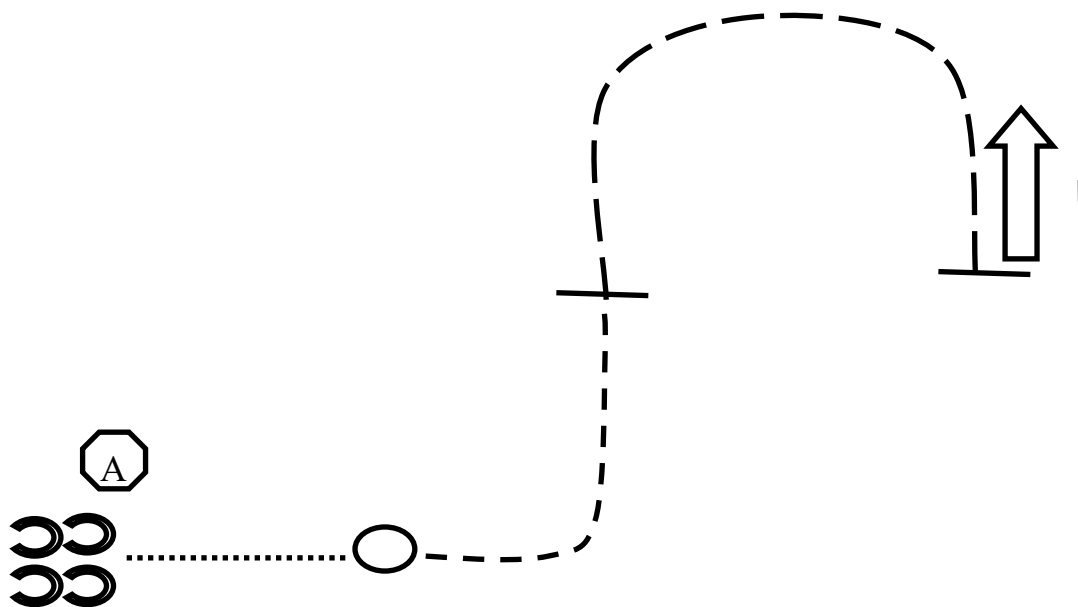
# Trail



1. Walk Over Bridge & into box
2. 360 either way, walk out
3. Lope (LL) over 5 poles
4. Trot over 4 poles
5. Lope (RL) over 5 poles
6. Stop. Side pass (RIGHT) between 2 poles
7. Walk Over 4 poles
8. Trot Serpentine

# HORSEMANSHIP

All Walk Trot



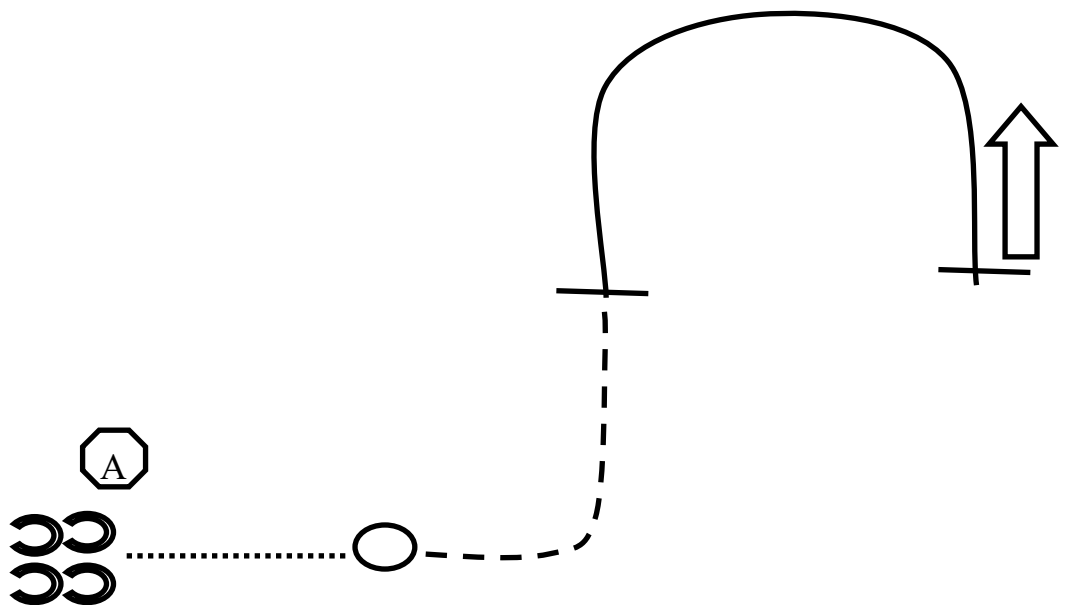
Be Ready at A.

1. Walk approximately 2 Horse Lengths
2. Stop. 360 LEFT
3. Jog
4. Extended Jog (approximately half circle)
5. Stop. Back 5 steps
6. Jog

Pattern complete with you pass A.

# HORSEMANSHIP

Novice Yth  
Novice AM  
Yth 13&u



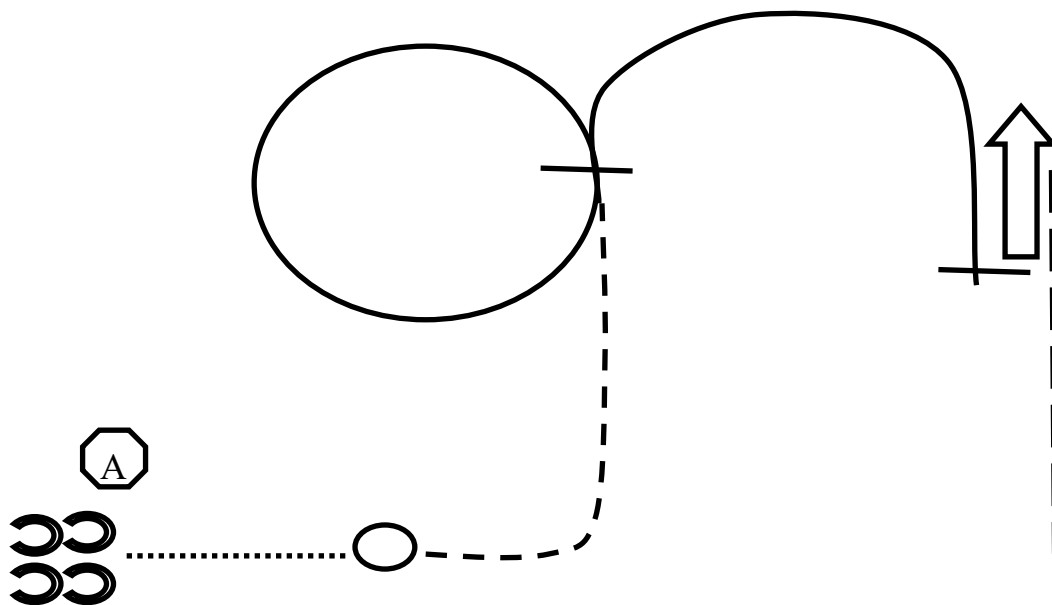
Be Ready at A.

1. Walk approximately 2 Horse Lengths
2. Stop. 360 LEFT
3. Jog
4. Lope (RL) in approximately half circle
5. Stop. Back 5 steps
6. Lope (LL)

Pattern complete with you pass A.

# HORSEMANSHIP

AM  
AM SPB  
Yth 18&u  
Yth SPB  
ALL BREED



Be Ready at A.

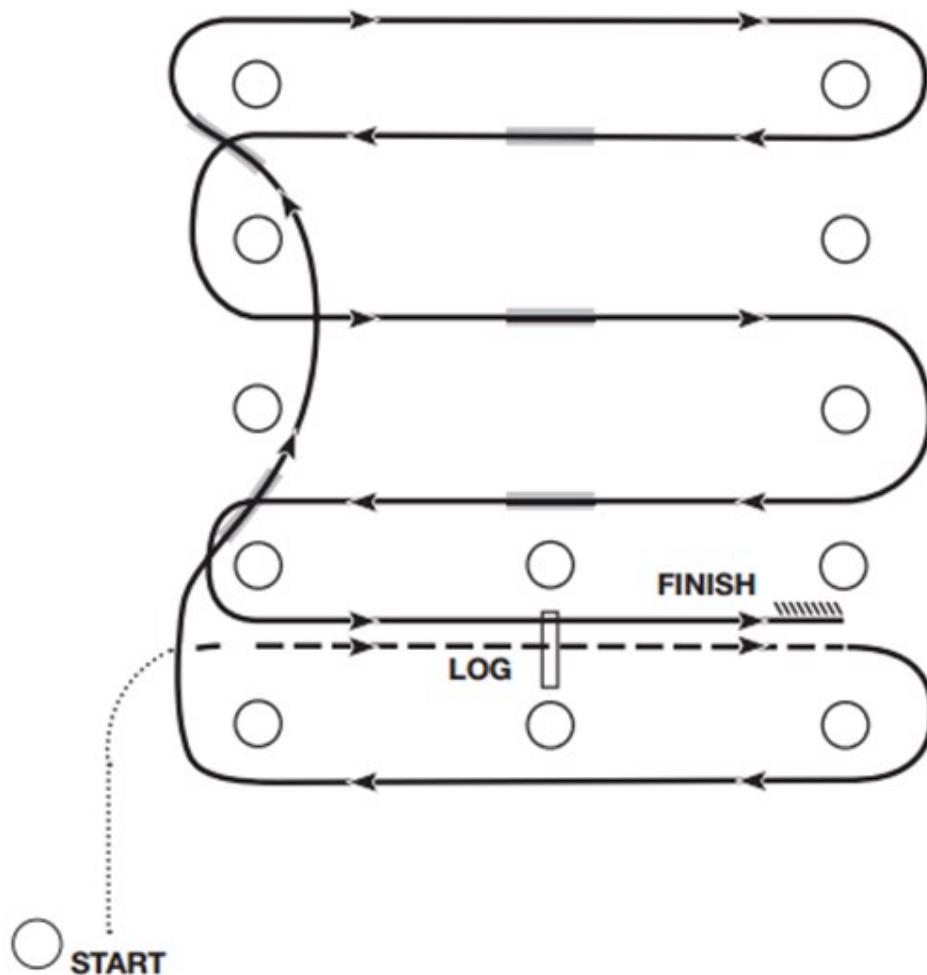
1. Walk approximately 2 Horse Lengths
2. Stop. 360 LEFT
3. Jog
4. Lope (LL) circle.
5. Simple Lead change
6. Lope (RL) in approximately half circle
7. Stop. Back 5 steps
8. Extended Trot.

Pattern complete with you pass A.

# Western Riding

## Green Western Riding Pattern #4

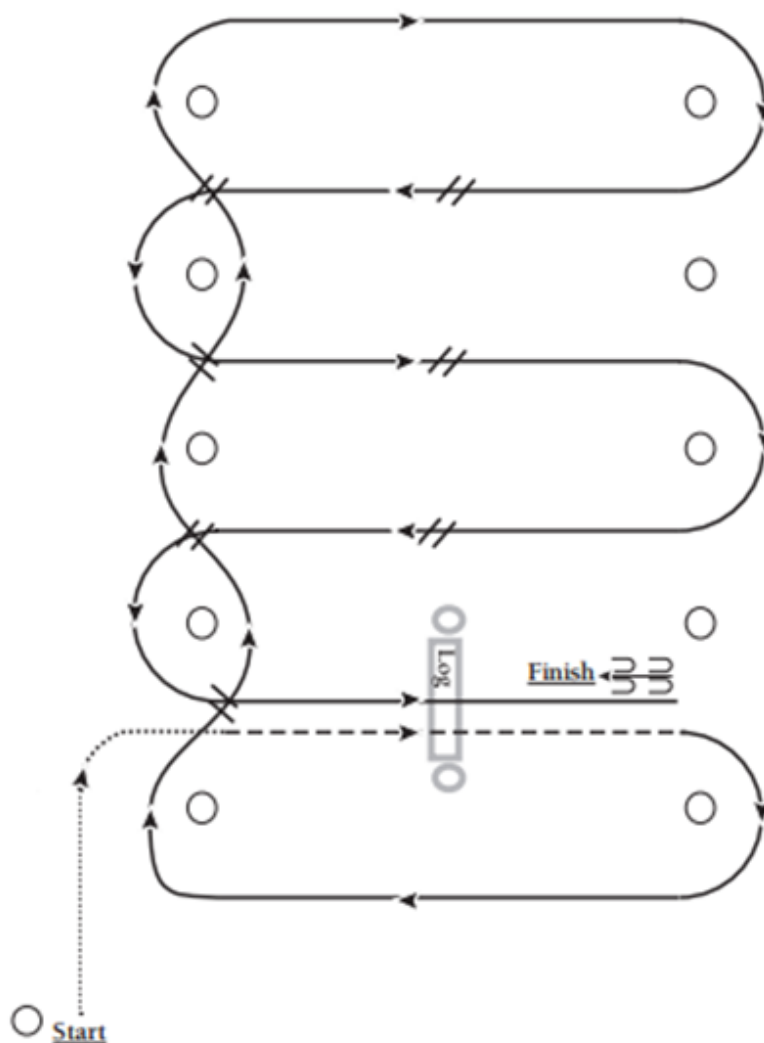
Green  
Novice AM



1. Walk at least 15 feet from start cone to the first marker, as drawn, transition to jog, jog over log.
2. Transition to right lead and lope around end.
3. First line change.
4. Second line change, lope around end of arena.
5. First crossing change.
6. Second crossing change.
7. Third crossing change.
8. Lope over log.
9. Lope, stop and back.

# Western Riding

## Western Riding Pattern #4



1. Walk at least 15 feet from the start cone to the first marker, as drawn, transition to jog, jog over log.
2. Transition to lope, lope to right around end.
3. First line change.
4. Second line change.
5. Third line change.
6. Fourth line change.
7. First crossing change.
8. Second crossing change.
9. Third crossing change.
10. Lope over log.
11. Lope, stop and back.

Open  
Yth  
AM  
ALL BREED